

# La enfermedad duradera




Material complementario para:

Kucharski A et al. (2017) Disease dynamics: understanding the spread of diseases. *Science in School* 40: 52–56. [www.scienceinschool.org/2017/issue40/diseasedynamics](http://www.scienceinschool.org/2017/issue40/diseasedynamics)





Material complementario para:

Kucharski A et al. (2017) Disease dynamics: understanding the spread of diseases. *Science in School* **40**: 52–56. [www.scienceinschool.org/2017/issue40/diseasedynamics](http://www.scienceinschool.org/2017/issue40/diseasedynamics)





Material complementario para:

Kucharski A et al. (2017) Disease dynamics: understanding the spread of diseases. *Science in School* **40**: 52–56. [www.scienceinschool.org/2017/issue40/diseasedynamics](http://www.scienceinschool.org/2017/issue40/diseasedynamics)




Material complementario para:

Kucharski A et al. (2017) Disease dynamics: understanding the spread of diseases. *Science in School* **40**: 52–56. [www.scienceinschool.org/2017/issue40/diseasedynamics](http://www.scienceinschool.org/2017/issue40/diseasedynamics)




Material complementario para:

Kucharski A et al. (2017) Disease dynamics: understanding the spread of diseases. *Science in School* 40: 52–56. [www.scienceinschool.org/2017/issue40/diseasedynamics](http://www.scienceinschool.org/2017/issue40/diseasedynamics)



Material complementario para:

Kucharski A et al. (2017) Disease dynamics: understanding the spread of diseases. *Science in School* 40: 52–56. [www.scienceinschool.org/2017/issue40/diseasedynamics](http://www.scienceinschool.org/2017/issue40/diseasedynamics)



Material complementario para:

1	131,072
2	262,144
4	524,288
8	1,048,576
16	2,097,152
32	4,194,304
64	8,388,608
128	16,777,216
256	33,554,432
512	67,108,864
1,024	134,217,728
2,048	268,435,456
4,096	536,870,912
8,192	1,073,741,824
16,384	2,147,483,648
32,768	4,294,967,296
65,536	8,589,934,592



Material complementario para:

Kucharski A et al. (2017) Disease dynamics: understanding the spread of diseases. *Science in School* 40: 52–56. [www.scienceinschool.org/2017/issue40/diseasedynamics](http://www.scienceinschool.org/2017/issue40/diseasedynamics)



“ Se asombraron cuando el modelo del Centro para el Control de **Enfermedades pronosticó 77** billones de casos si la epidemia avanzase sin control ”

– Ben Cooper, 2006

# Índice de transmisibilidad ( $R_0$ )



**Definición:** promedio del número de gente que una persona infectada contagia al comienzo de la epidemia

# Indice de transmisibilidad ( $R_0$ )

**Definición:** promedio del número de gente que una persona infectada contagia al comienzo de la epidemia



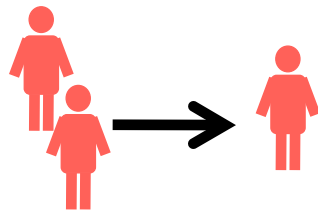
# Indice de transmisibilidad ( $R_0$ )



$R_0$  mide cómo de rápido una epidemia va a avanzar...

$$R_0 < 1$$

Disminución de casos  
en cada etapa

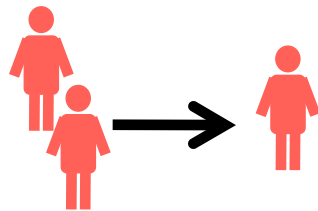


# Indice de transmisibilidad ( $R_0$ )

$R_0$  mide cómo de rápido una epidemia va a avanzar...

$$R_0 < 1$$

Disminución de casos  
en cada etapa



$$R_0 > 1$$

Disminución de casos  
en cada etapa

