

Is climate change all gloom and doom? Introducing stabilisation wedges

How can we tackle climate change? Using activities and technologies that already exist – as **Dudley Shallcross** and **Tim Harrison** explain.



When learning about climate change, students and the general public can easily become despondent: if the global catastrophe is inevitable, why even discuss ways to avert it? But they should not despair: there are ways to tackle one of the most important contributors to climate change: carbon dioxide (CO₂). In this article, we draw on the ideas of two leading climate scientists (Pacala & Socolow, 2004; Socolow & Pacala, 2006) for stabilising carbon dioxide emissions using technologies that already exist. We then offer some ideas on how to use the topic at school.

The challenge

Figure 1 (below) shows how global carbon dioxide emissions have increased over the past 50 years and how they are predicted (based largely on changes in population) to change in the next 50 years. Carbon dioxide emissions are quantified as the mass of carbon that is emitted as CO₂. If we take no action, by 2055, it is predicted that global annual carbon emissions will double to 14 gigatonnes of carbon (GtC; 1 Gt = 10⁹ t). This will give a lev-

el of carbon dioxide in the atmosphere three times higher than that observed before the Industrial Revolution. Our planet has not had such a high level (around 850 ppm) for 30 million years, and it is predicted to cause a rise in Earth's average surface temperature of 1 to 5 °C.

Is this unavoidable? Pacala and Socolow believe not. They suggest that we try to maintain carbon emissions at their current levels of 7 GtC per year and because no one method will achieve this, they have devised the idea of stabilisation wedges.

A wedge represents an activity or technology that reduces carbon emissions to the atmosphere; the reduction starts at zero today and increases linearly until, in 50 years time, it accounts for a reduction in predicted emissions of 1 GtC per year (Figure 2, page 62). Over 50 years, the cumulative total of one wedge is therefore a reduction in predicted emissions of 25 GtC. A combination of seven wedges would achieve Pacala and Socolow's aim: annual emissions of 7 GtC in 2055 rather than the predicted 14 GtC.

Because the model assumes a starting year of 2005, there are now fewer

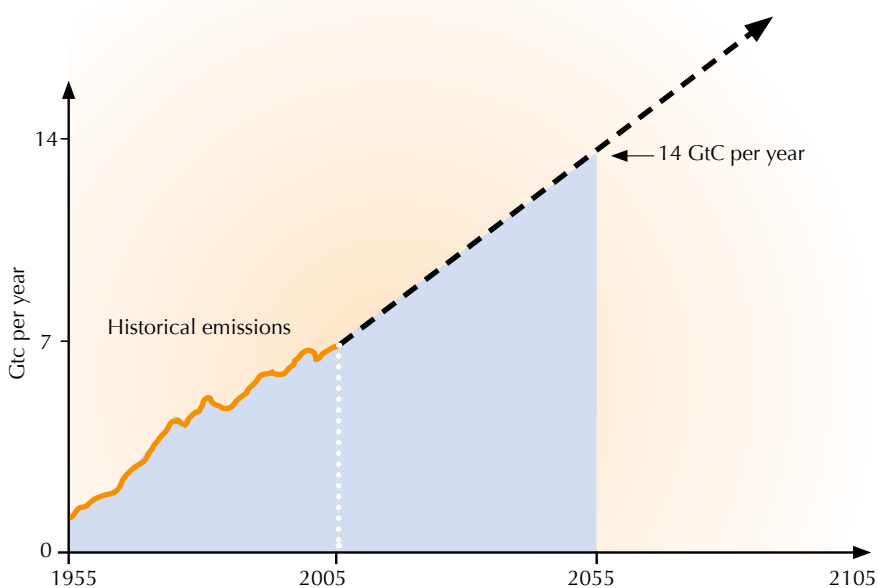


Figure 1: Historical, current and predicted levels of carbon emissions (modelled in 2005)

REVIEW

- ✔ Physics
- ✔ Chemistry
- ✔ Earth science
- ✔ Biology
- ✔ Environmental education
- ✔ Social studies
- ✔ Ages 10-19

Anthropogenic carbon dioxide production and climate change are common topics in science and environmental curricula in Europe and beyond, so the novelty of this article is the proposed approach, inspired by the Carbon Mitigation Initiative at Princeton University, USA^{w1}. Teachers can introduce their students to the concept of stabilisation wedges, ways to reduce carbon dioxide production with present-day technologies, with the help of the proposed activities or a board game. It could also motivate students (and their families) to save energy and reduce carbon dioxide production in everyday life.

This article could be used to address many topics: greenhouse effect and climate change, atmospheric chemistry, natural resources, energy production and management, ecology, active citizenship and many others. The links to many different subjects make this article a potential starting point for interdisciplinary activities.

Giulia Realdon, Italy

Image adapted from the work of Pacala and Socolow

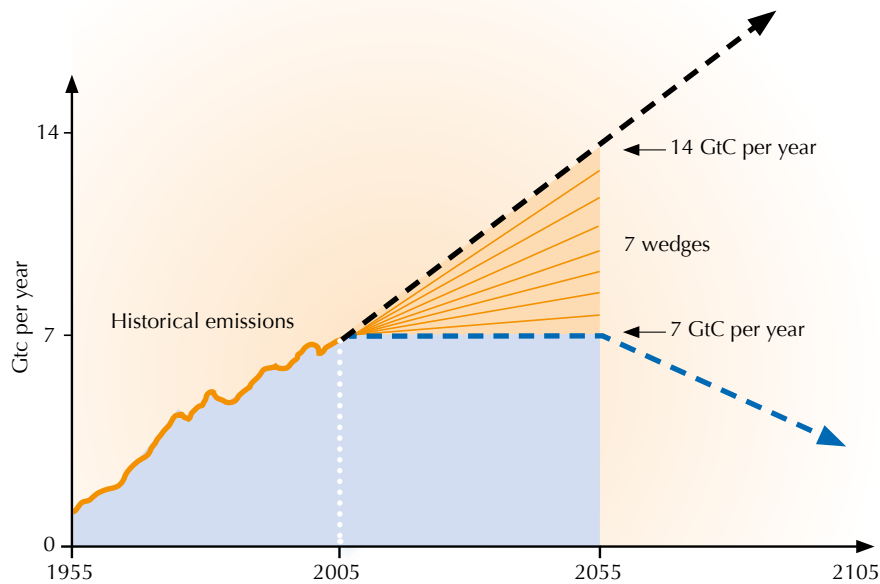


Figure 2: How stabilisation wedges could maintain carbon emissions at current levels

Image courtesy of sassi / pixelio.de



than 50 years to achieve the reductions, but the concepts are just as valid.

How could we save a wedge?

1. More efficient cars. It is predicted that in 2055, there will be 2 billion (2×10^9) cars in use, four times the number today. If they averaged 16 000 km per year (as they do today) but operated at 4.7 l per 100 km of fuel instead of 9.4 l per 100 km (the current value), this could save one wedge of carbon.

2. Reduced car use: by 2055, assuming 2 billion cars and no improvement in car efficiency, one wedge could be saved if the distance travelled per year was halved, from 16 000 km to 8000 km.

Both of these options could save more than one wedge if the number of cars in use by 2055 has been over-predicted. For example, more use of telecommunication (such as web conferencing and home working) and

public transport would reduce the number of cars needed.

3. More efficient buildings: many savings can be made. For example, replacing all the world's incandescent light bulbs with compact fluorescent lights would save $\frac{1}{4}$ wedge. Even larger savings are possible with heating and cooling. To save a whole wedge, we would need to reduce carbon emissions from buildings by 25%.

Image courtesy of Wendell; image source: Flickr

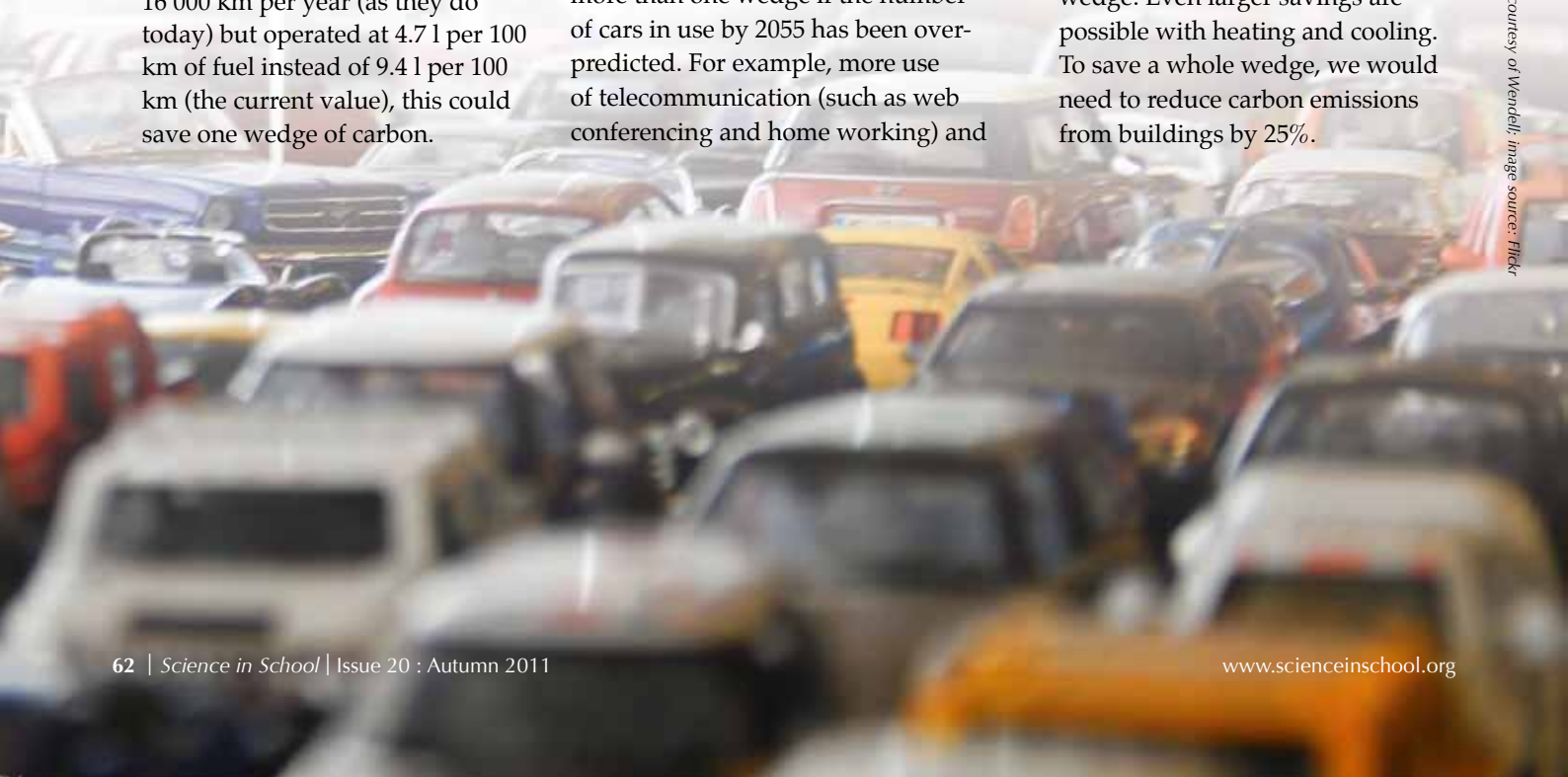


Image courtesy of Timo Newton-Syms; image source: Flickr



Image courtesy of designritter / pixelio.de



4. Improved power plant efficiency: coal-powered plants currently operate at about 32% efficiency and are responsible for about 25% of all carbon emissions. Improving plant efficiency to 60%, e.g. with fuel cells or better turbines, would save half a wedge if the quantity of coal-based electricity were unchanged.
5. Decarbonisation of electricity and fuels: for example, per unit of electricity, carbon emissions from natural-gas power plants are half those of coal-based power plants. One wedge could be saved if, by 2055, 1400 GW that is currently produced from coal were instead produced from gas.
6. Increased use of renewable, non-fossil, energy sources including nuclear fission, wind electricity, photovoltaic electricity and biofuels.
 - A wind-electricity wedge would require a wind farm with a combined land area the size of Germany.
 - A photovoltaic electricity wedge would need an array of photovoltaic panels with a combined area about 12 times that of metropolitan London, UK.
 - One wedge of first-generation biofuels would require planting an area the size of India with biofuel crops.

All these options are based on current technologies, and therefore some may provide even more savings as technology improves. There are also conservation options for saving wedges that do not involve modern technology:
7. Deforestation: eliminating clear-cutting of primary tropical forest over the next 50 years would save half a wedge. A further half a wedge would be saved if 250 million hectares of tropical land were reforested, or 400 million hectares of temperate land (areas of tropical and temperate forests are 1500 and 700 million hectares, respectively) over 50 years.
8. Soil management: conversion of forest or natural grassland to cropland aerates the soil through annual tilling, accelerating the decomposition of stored carbon and releasing it back into the atmosphere. It is believed that, historically, 55 GtC (2 wedges worth) have been released in this way. Currently, of a total of 1600 million hectares of cropland worldwide, only 110 million hectares undergo conservation tilling, whereby the soil is not disrupted. Examples of conservation tilling include soil-erosion control, planting of cover crops, and drilling of seeds without ploughing. Conservation tilling of all croplands could save from a half to one whole wedge. More vegetarianism and thus reduced levels of meat farming would also reduce carbon (and methane) emissions.

Classroom activities

Carbon dioxide emissions and the measures taken to reduce them will affect the young more than their teachers or the authors, so this is an important topic for schools. It could be used for a number of individual, group or class activities.

- Choose a carbon-saving activity or technology and either produce a poster or give a presentation to the rest of the class explaining how it works and how it could decrease atmospheric carbon.
- Investigate how you would save the requisite seven wedges. Which solutions would you use? What consequences would they have for people?
- If only three carbon-saving activities or technologies could be implemented, which would you choose and why?
- One carbon-reducing method could be to forbid cars to be driven by people under 24 years of age. Discuss the advantages and disadvantages.
- Identify the effects on ecosystems of any one of the carbon-saving technologies.
- Which carbon-saving solutions could be introduced at school and at home? Investigate the cost of powering your school by various methods (e.g. electricity, natural gas, butane, propane and fuel oil) and the savings made by any alternative-energy methods employed by your school.
- Should citizens of all countries be required to save carbon equally? Should developed and developing countries be treated differently?
- What do you think about the concept of stabilisation wedges? Is it sufficient to aim to keep carbon dioxide emissions at their current levels by 2055 or do we need to reduce them even further? Is that manageable? If so, how?
- Write a 250-word essay to your grandparents, explaining why the

reduction of carbon is necessary and what they could do about it.

References

- Pacala S, Socolow R (2004) Stabilization wedges: solving the climate problem for the next 50 years with current technologies. *Science* **305(5686)**: 968-972. doi: 10.1126/science.1100103
- Socolow RH, Pacala SW (2006) A plan to keep carbon in check. *Scientific American* **September 2006**: 28-35. www.scientificamerican.com/article.cfm?id=a-plan-to-keep-carbon-in

Web reference

- w1 – For further details about Stephen Pacala and Robert Socolow's work, see the website of the Carbon Mitigation Initiative at Princeton University, USA: <http://cmi.princeton.edu>
- In particular, a free board game and supporting materials can be downloaded here: <http://cmi.princeton.edu/wedges>

Resources

- The *Scientific American* website offers a slide show about 'The World's 10 Largest Renewable Energy Projects'. See www.scientificamerican.com or use the direct link: <http://tinyurl.com/3qr2mpc>
- To read more about stabilisation wedges and introducing them into your life, see:
- Biello B (2007) 10 solutions for climate change: ten possibilities for staving off catastrophic climate change. *Scientific American*. See www.scientificamerican.com or use the direct link: <http://tinyurl.com/3p9h22r>
- Calculate your own carbon footprint on The Nature Conservancy website: www.nature.org/greenliving/carboncalculator

or the website of Conservation International: www.conservation.org/act/live_green/carboncalc

To introduce primary-school children to carbon dioxide, see:

Rau M (2011) Fizzy fun: CO₂ in primary school science. *Science in School* **20**: 24-29. www.scienceinschool.org/2011/issue20/co2

Find out more about the sustainable use of energy and how to teach it:

Haubold B (2011) Review of *Sustainable Energy – without the hot air*. *Science in School* **20**. www.scienceinschool.org/2011/issue20/sustain

You may also enjoy the other climate-change related articles in *Science in School*, including several by the current authors. See: www.scienceinschool.org/climatechange

To browse the series of energy-related articles in *Science in School*, see: www.scienceinschool.org/energy

Dudley Shallcross is a professor of atmospheric chemistry and Tim Harrison is the director of outreach and school teacher fellow at Bristol Chem-LabS, University of Bristol, UK.



To learn how to use this code, see page 65.

Publisher: EIROforum,
www.eiroforum.org

Editor-in-chief: Dr Eleanor Hayes,
European Molecular Biology Laboratory,
Germany

Editor: Dr Marlene Rau,
European Molecular Biology Laboratory,
Germany

Editorial board:

Dr Giovanna Cicognani, Institut Laue-
Langevin, France

Dr Dominique Cornuéjols, European
Synchrotron Radiation Facility, France

Elke Delvoe, European Space Agency, the
Netherlands

Russ Hodge, Max Delbrück Zentrum,
Germany

Dr Rolf Landua, European Organization for
Nuclear Research (CERN), Switzerland

Dr Dean Madden, National Centre for
Biotechnology Education, University of
Reading, UK

Dr Douglas Pierce-Price, European Southern
Observatory, Germany

Lena Raditsch, European Molecular Biology
Laboratory, Germany

Dr Fernand Wagner, European Association for
Astronomy Education, Luxembourg

Chris Warrick, European Fusion Development
Agreement, UK

Copy editor: Dr Caroline Hadley

Composition: Nicola Graf,
Email: nicolagraf@t-online.de

Printers: ColorDruckLeimen, Germany
www.colordruck.com

Webmaster: Alexander Kubias
Email: mail@alexander-kubias.net

ISSN:

Print version: 1818-0353

Online version: 1818-0361

Cover images:

Tapeworm: Image courtesy of the Institute for
Parasitology, University of Bern, Switzerland

Roller coaster: Image courtesy of kali9 /
iStockphoto

Safety note

For all of the activities published in *Science in School*, we have tried to check that all recognised hazards have been identified and that suitable precautions are suggested. Users should be aware, however, that errors and omissions can be made, and safety standards vary across Europe and even within individual countries.

Therefore, before undertaking any activity, users should always carry out their own risk assessment. In particular, any local rules issued by employers or education authorities MUST be obeyed, whatever is suggested in the *Science in School* articles.

Unless the context dictates otherwise, it is assumed that:

- Practical work is carried out in a properly equipped and maintained science laboratory
- Any electrical equipment is properly maintained
- Care is taken with normal laboratory operations such as heating
- Good laboratory practice is observed when chemicals or living organisms are used
- Eye protection is worn whenever there is any recognised risk to the eyes
- Pupils and / or students are taught safe techniques for activities such as handling living organisms, hazardous materials and equipment.

Credits

Science in School is a non-profit activity. Initially supported by the European Commission, it is now funded by EIROforum.

Disclaimer

Views and opinions expressed by authors and advertisers are not necessarily those of the editors or publisher.

We are grateful to all those who volunteer to translate articles for the *Science in School* website (see the guidelines on our website). We are, however, unable to check the individual translations and cannot accept responsibility for their accuracy.

Copyright

With very few exceptions, articles in *Science in School* are published under Creative Commons copyright licences that allow the text to be reused non-commercially. Note that the copyright agreements refer to the text of the articles and not to the images. You may republish the text according to the following licences, but you may not reproduce the image without the consent of the copyright holder.

Most *Science in School* articles carry one of two copyright licences:

1) Attribution Non-commercial Share Alike (by-nc-sa):



This license lets you remix, tweak, and build upon the author's work noncommercially, as long as you credit the author and license their new creations under the identical terms. You can download and redistribute the author's work, but you can also translate or produce new articles based on the work. All new work based on the author's work will carry the same license, so any derivatives will also be non-commercial in nature.

Furthermore, you may not imply that the derivative work is endorsed or approved by the author of the original work or by *Science in School*.

2) Attribution Non-commercial No Derivatives (by-nc-nd)



This license is often called the 'free advertising' license because it allows you to download the author's works and share them with others as long as you mention and link back to the author, but you cannot change them in any way or use them commercially.

For further details, see: <http://creativecommons.org>
All articles in *Science in School* carry the relevant copyright logos or other copyright notice.

EIROforum

Science in School is published and funded by EIROforum, a collaboration between eight European inter-governmental scientific research organisations, which combines the resources, facilities and expertise of its member organisations to support European science in reaching its full potential. See: www.eiroforum.org

CERN

The European Organization for Nuclear Research (CERN) is one of the world's most prestigious research centres. Its main mission is fundamental physics – finding out what makes our Universe work, where it came from, and where it is going. See: www.cern.ch

EFDA-JET

The Joint European Torus (JET) investigates the potential of fusion as a safe, clean, and virtually limitless energy source for future generations. It can create the conditions (100-200 million °C) in the plasma sufficient for fusion of deuterium and tritium nuclei to occur – and it has observed fusion power to a maximum of 16 MW. As a joint venture, JET is collectively used by more than 40 European fusion laboratories. The European Fusion Development Agreement (EFDA) provides the platform to exploit JET, with more than 350 scientists and engineers from all over Europe currently contributing to the JET programme. See: www.jet.efda.org

EMBL

The European Molecular Biology Laboratory (EMBL) is one of the world's top research institutions, dedicated to basic research in the life sciences. EMBL is international, innovative and interdisciplinary. Its employees from 60 nations have backgrounds including biology, physics, chemistry and computer science, and collaborate on research that covers the full spectrum of molecular biology. See: www.embl.org

ESA

The European Space Agency (ESA) is Europe's gateway to space. Its mission is to shape the development of Europe's space capability and ensure that investment in space continues to deliver benefits to the citizens of Europe and the world. See: www.esa.int

ESO

The European Southern Observatory (ESO) is the foremost inter-governmental astronomy organisation in Europe and the world's most productive astronomical observatory. It operates telescopes at three sites in Chile – La Silla, Paranal and Chajnantor – on behalf of its fifteen member states. At Paranal, ESO's Very Large Telescope is the world's most advanced visible-light astronomical observatory. ESO is the European partner of the revolutionary astronomical telescope ALMA, and is planning a 40-metre-class European Extremely Large optical / near-infrared Telescope, the E-ELT. See: www.eso.org

ESRF and ILL

The European Synchrotron Radiation Facility (ESRF) and the Institut Laue-Langevin (ILL) are European research centres where every year some 10 000 scientists from around the world conduct experiments. The centres put at the disposal of these scientists powerful beams of neutrons and X-rays, which are complementary probes for the study of matter at the atomic scale.

X-rays and neutrons penetrate deep into materials and make it possible to resolve their microstructure and composition in three dimensions. They are used in every scientific discipline that studies objects at the nano- or atomic scale. The 1800 experiments performed every year at ILL and ESRF address fundamental and applied research, and also industrial applications. Located on the same campus in Grenoble, France, ESRF and ILL are the most powerful sources of X-ray and neutron beams in the world. See: www.esrf.eu and www.ill.eu

European XFEL

The European XFEL is a research facility currently under construction in the Hamburg area of Germany. It will generate extremely intense X-ray flashes to be used by researchers from all over the world. See: www.xfel.eu



At the end of each article in this issue, you may notice a square black and white pattern. With the aid of a smart phone, this QR code will lead

you straight to the online version of the article. All you need to do is download a free QR code reader app (such as BeeTagg or i-Nigma) for your smart phone and scan the code with your phone's camera. To find a suitable one for your phone, see: <http://tinyurl.com/byk4wg>

Hint: the apps works better in good light conditions, and with a steady hand. You may also want to try holding your camera at different distances from the code.

You can then use all the live links to the references and resources, download the PDF, send the article to your friends, leave comments, and much more.